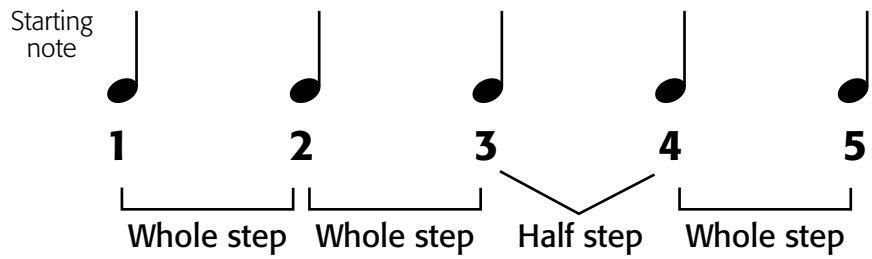


## BUILDING MAJOR FIVE-FINGER PATTERNS

A major five-finger pattern is a series of five notes having this pattern:



## BUILDING MAJOR CHORDS

A major chord consists of three notes: 1, 3 and 5 of the major five-finger pattern.



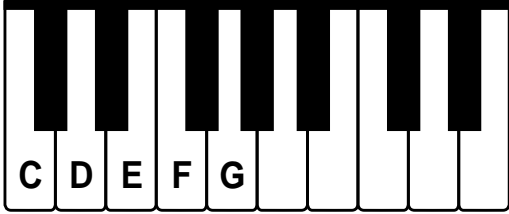
Write the letter names to form each major five-finger pattern. Then circle the notes that form the major chord.

	Whole step	Whole step	Half step	Whole step
<b>C</b>	<i>D</i>	<b>E</b>	<i>F</i>	<b>G</b>
<b>G</b>	_____	_____	_____	_____
<b>F</b>	_____	_____	_____	_____
<b>D</b>	_____	_____	_____	_____
<b>A</b>	_____	_____	_____	_____
<b>E</b>	_____	_____	_____	_____
<b>D<sup>b</sup></b>	_____	_____	_____	_____
<b>A<sup>b</sup></b>	_____	_____	_____	_____
<b>E<sup>b</sup></b>	_____	_____	_____	_____
<b>B</b>	_____	_____	_____	_____
<b>B<sup>b</sup></b>	_____	_____	_____	_____
<b>G<sup>b</sup>*</b>	_____	_____	_____	_____
<b>F<sup>#</sup>*</b>	_____	_____	_____	_____

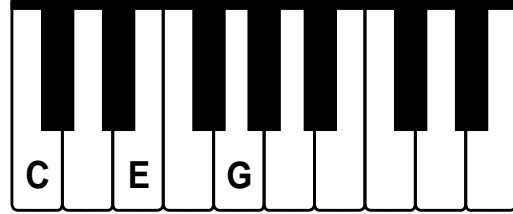
\*G<sup>b</sup> and F<sup>#</sup> are played alike on the keyboard.

# C Major

Five-Finger Pattern



Chord



Five-Finger Pattern and Chord

Hand-over-Hand Arpeggio (Broken Chord)

Cadences (Harmonic Endings)

Root in LH

**Practice Suggestions for Five-Finger Patterns and Chords (pages 3–14)**

1. Practice *legato*, hands separately, then hands together.
2. Practice *staccato*, hands separately, then hands together.
3. Practice RH *forte* and LH *piano*, then RH *piano* and LH *forte*.
4. Practice RH *legato* and LH *staccato*, then RH *staccato* and LH *legato*.
5. Practice using the following rhythm:

**Practice Suggestion for Arpeggios (pages 3–14)**

Extend the pattern for two additional octaves:

**Practice Suggestions for Cadences (pages 3–14)**

- Example 1: Practice hands separately, then hands together.  
 Example 2: Play the LH root followed by the RH chord, then play as written.

After learning all five-finger patterns, arpeggios and cadences, practice in the following order(s):  
 Chromatically (by half steps): C D $\flat$  D E $\flat$  E F G $\flat$  G A $\flat$  A B $\flat$  B C  
 Around the Circle of Fifths: C G D A E B G $\flat$  D $\flat$  A $\flat$  E $\flat$  B $\flat$  F C