

## Foreword



The Music Recital Book 4, *Elgar E. Elephant and Pachelbel Penguin and the Magical Music History Book*, includes motivational music to reinforce performance concepts that are introduced in the Music Lesson Book 4. It also provides extra material for students who move quickly in group lessons.

The pieces on the first 24 pages of the book are part of an all-new story about Elgar E. Elephant, Pachelbel Penguin and the Magical Music History Book. Students will enjoy following the adventures of their music friends through this imaginative story. This section of the book can be used effectively in recital, with a narrator reading the story and students performing the pieces in the appropriate places.

The pieces in this book are coordinated page by page with the materials in the Music Lesson Book 4. They should be assigned according to the instructions in the upper right hand corner of each page of this book. They should not be assigned sooner than these references indicate, although they may be assigned as review material at any time after the student has reached the designated page. This book also can be used as a review book for students who have completed Music Lesson Book 4 and need some additional reinforcement before moving to new materials.

Pages 25–31 include challenge pieces for students. Some of these pieces are longer than those found on the first 24 pages, and the melodies alternate between the hands. These challenge pieces are particularly motivating since they are based on familiar folk tunes.



The authors and publisher of this course hope that this book brings hours of fun and enjoyment for students, parents and teachers.

## Contents

Elgar E. Elephant and Pachelbel Penguin and the Magical Music History Book	3
<b>The Magical Music History Book</b>	4
<b>Trumpet Voluntary</b>	5
<b>Anvil Chorus</b>	6
<b>Elgar's Find</b>	7
<b>Song of the Volga Boatmen</b>	8
<b>My Father's Book</b>	9
<b>Waiting for Pachelbel</b>	10
<b>Square Dance (L'il Liza Jane)</b>	11
<b>Our New Songs</b>	12
<b>Mozart's Music (Lightly Row)</b>	13
<b>The Opera Friend (Hey, Diddle Diddle)</b>	14
<b>The Class Mascot (Snake Dance)</b>	16
<b>No New Song (March Slav)</b>	17
<b>Oh, Dear! What Can the Matter Be?</b>	18
<b>Happy Ending (Can-Can)</b>	20
<b>Music Star Waltz (The Merry Widow Waltz)</b>	22
Invitation	24
Challenge Repertoire	
<b>Alouette</b>	25
<b>If You're Happy and You Know It</b>	26
<b>The Mulberry Bush</b>	28
<b>Theme from Swan Lake</b>	30
Pieces I Have Performed	32

## Elgar E. Elephant and Pachelbel Penguin and the Magical Music History Book

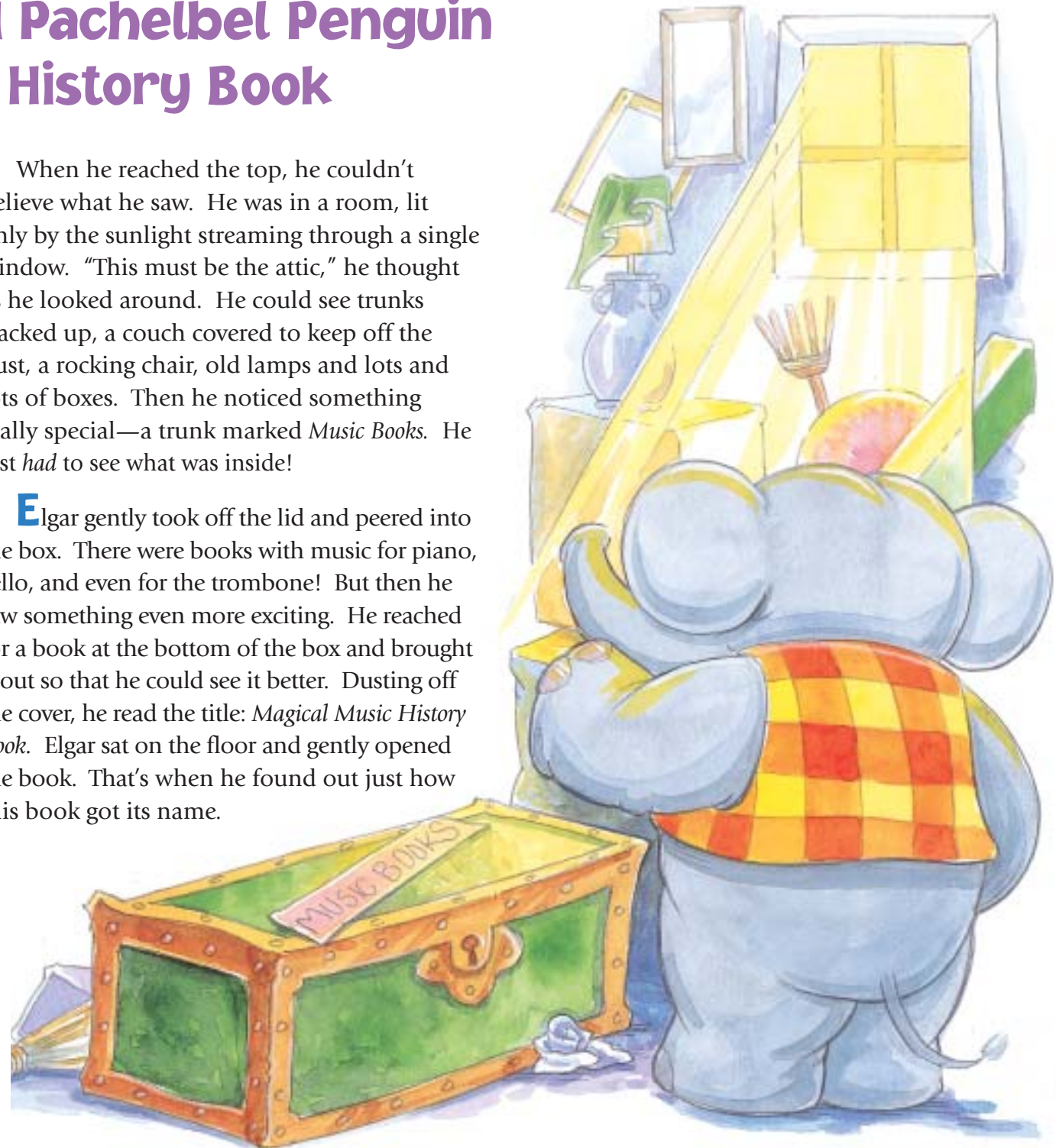
One afternoon, Elgar E. Elephant sat all alone in the corner of the playroom. He was watching his friends, who were all busy with activities of their own. Beethoven Bear was baking cookies. Mozart Mouse had just finished writing a new piece. Pachelbel Penguin was there to help him put the finishing touches on it. Nannerl Mouse had taken her favorite storybook from the shelf and was reading it to the robot and the pony. And Nina Ballerina was playing with the beautiful music box her parents had given her when she was a little girl.

Elgar had been waiting for this moment. He had a new trombone piece to learn and wanted to practice it where no one would hear him. He got up and slipped quietly out of the playroom.

As he started down the hallway, he noticed something quite unusual. At the end of the hall, a door was open. "That's odd," he thought. "I've never seen that door open before." He walked toward it. Getting closer, he saw that the door opened to a staircase. "Hmm," he said to himself, "I think I will see where these stairs go." He set down his trombone and began to climb the stairs.

When he reached the top, he couldn't believe what he saw. He was in a room, lit only by the sunlight streaming through a single window. "This must be the attic," he thought as he looked around. He could see trunks stacked up, a couch covered to keep off the dust, a rocking chair, old lamps and lots and lots of boxes. Then he noticed something really special—a trunk marked *Music Books*. He just *had* to see what was inside!

Elgar gently took off the lid and peered into the box. There were books with music for piano, cello, and even for the trombone! But then he saw something even more exciting. He reached for a book at the bottom of the box and brought it out so that he could see it better. Dusting off the cover, he read the title: *Magical Music History Book*. Elgar sat on the floor and gently opened the book. That's when he found out just how this book got its name.




**E**lgar noticed that someone had written inside the front cover in beautiful gold ink. It was signed with two initials, *F. P.*

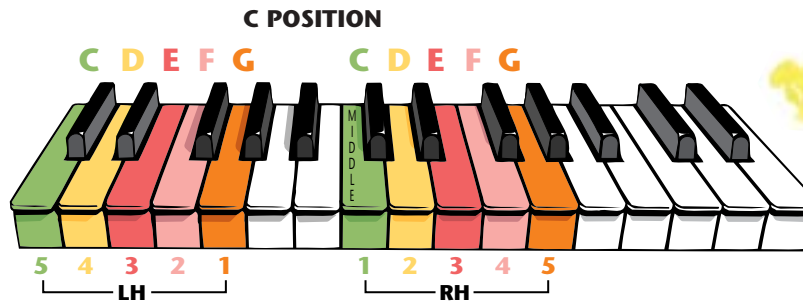
"Hmm," thought Elgar E. Elephant. "I wonder whose book this is."

As he was thinking about this, he heard a quiet song.

- 1 Clap (or tap) *The Magical Music History Book* and count aloud evenly.
- 2 Point to the notes and count aloud evenly.
- 3 Play finger numbers in the air and count aloud evenly.
- 4 Play and say note names for each single note; say interval number for each harmonic interval.
- 5 Play and sing the words.



# The Magical Music History Book



*p* O - pen my book. It is spe - cial—just take a look! Turn ev - 'ry page, you'll hear mu - sic. You'll be a-mazed!

**Teacher or Parent**

*Delicately*  
*Both hands 8va*

*pp*

"I must be imagining things," he said to himself. "Can this book really be playing music all by itself?"

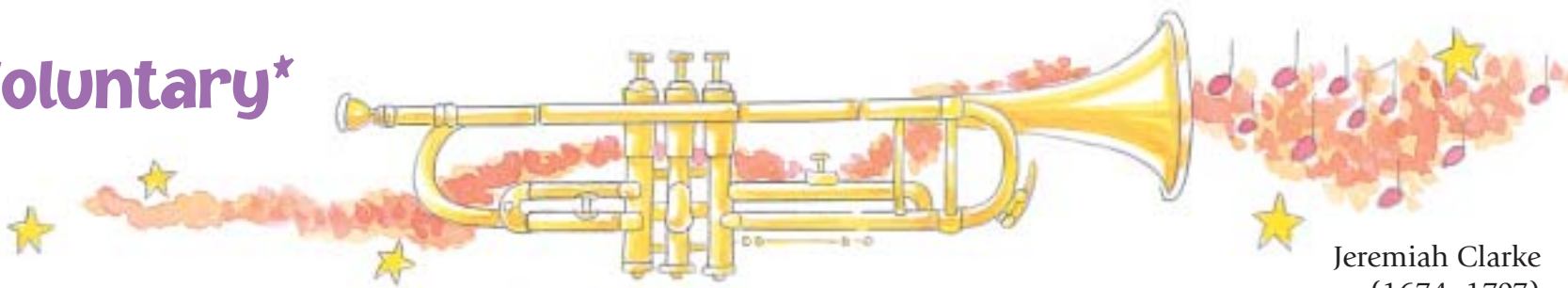
He turned another page and read it aloud. "Jeremiah Clarke was an English composer and organist. He was born in 1674."

Just then, he heard more music.

- 1 In *Trumpet Voluntary*, clap (or tap) each hand separately and count aloud evenly.
- 2 Point to the notes & rests for each hand and count aloud evenly.
- 3 Say the finger numbers aloud for each hand while playing them in the air.
- 4 Play and say the finger numbers for each hand; then play and say the note names for each hand.
- 5 Play the first beat of each measure hands together.
- 6 Tap the rhythm of both hands together and count aloud evenly.
- 7 Play hands together and count aloud evenly; then play hands together and sing the words.

# Trumpet Voluntary\*

C Position



Jeremiah Clarke  
(1674–1707)

1 1

*f* Hear the shin - y trum-pet play this fa-mous mel - o - dy. The king and queen are march-ing to their thrones, you see.

3 1 3 1 3 1

Student plays one octave higher with duet part.

Grand march

Teacher or Parent

RH 3 LH *mf* 5

1. 2.

3 1

\*A piece often arranged for trumpet, organ and drums.